



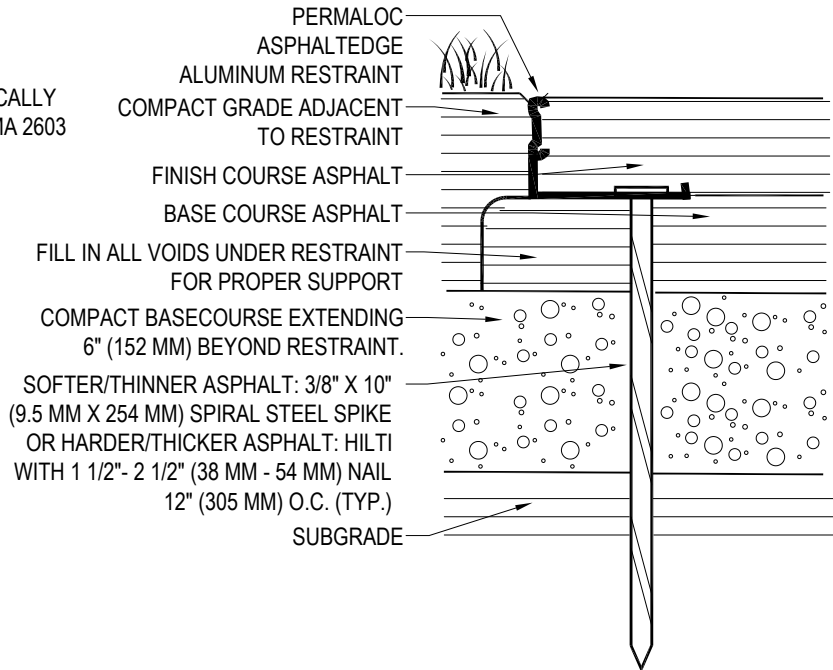
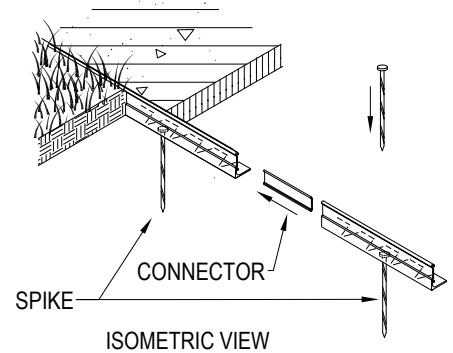
PERMALOC CORPORATION  
 13505 BARRY ST  
 HOLLAND, MI 49424  
 TOLL FREE: 1-800-356-9660  
 PHONE: (616) 399-9600  
 FAX: (616) 399-9770  
 www.permaloc.com

SELECT DESIRED SIZE (IN 8' (2.44 M) LENGTHS WITH .21" (5.33 MM) THICK EXPOSED TOP LIP):

- 1" X 2.25" (25 MM X 57 MM)
- 1.5" X 2.25" (38MM X 57 MM)
- 2" X 2.25" (51 MM X 57 MM)
- 2.5" X 2.25" (64 MM X 57 MM)
- 3" X 3" (76 MM X 76 MM)
- 4" X 3" (102 MM X 76 MM)

SELECT DESIRED FINISH:

- MF - MILL FINISH-NATURAL ALUMINUM
- BL - BLACK DURAFLEX-ELECTROSTATICALLY APPLIED BAKED ON PAINT, MEETS AAMA 2603



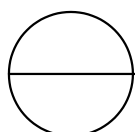
SIDE VIEW

NOTES:

1. 8'-0" (2.44 M) SECTIONS CONNECTED WITH 4" (102 MM) SLIDING CONNECTOR.
2. MAINTAIN 3/8" (9.5 MM) GAP BETWEEN SECTIONS TO ALLOW FOR PRODUCT EXPANSION IN EXTREME TEMPERATURES.
3. CORNERS: NOTCH BASE ONLY AND FORM A CONTINUOUS CORNER.
4. PERMALOC ASPHALTEDGE AS MANUFACTURED BY PERMALOC CORPORATION.

NOTES:

1. INSTALLATION TO BE COMPLETED IN ACCORDANCE WITH MANUFACTURER'S SPECIFICATIONS.
2. DO NOT SCALE DRAWING.
3. THIS DRAWING IS INTENDED FOR USE BY ARCHITECTS, ENGINEERS, CONTRACTORS, CONSULTANTS AND DESIGN PROFESSIONALS FOR PLANNING PURPOSES ONLY. THIS DRAWING MAY NOT BE USED FOR CONSTRUCTION.
4. ALL INFORMATION CONTAINED HEREIN WAS CURRENT AT THE TIME OF DEVELOPMENT BUT MUST BE REVIEWED AND APPROVED BY THE PRODUCT MANUFACTURER TO BE CONSIDERED ACCURATE.
5. CONTRACTOR'S NOTE: FOR PRODUCT AND COMPANY INFORMATION VISIT [www.CADdetails.com/info](http://www.CADdetails.com/info) AND ENTER REFERENCE NUMBER 006-057



ASPHALTEDGE ALUMINUM ASPHALT RESTRAINT

ASPHALT - RESTRAINING FINISH COURSE OF ASPHALT OVER ASPHALT BASE (BINDER) COURSE CAD FILES AE-3