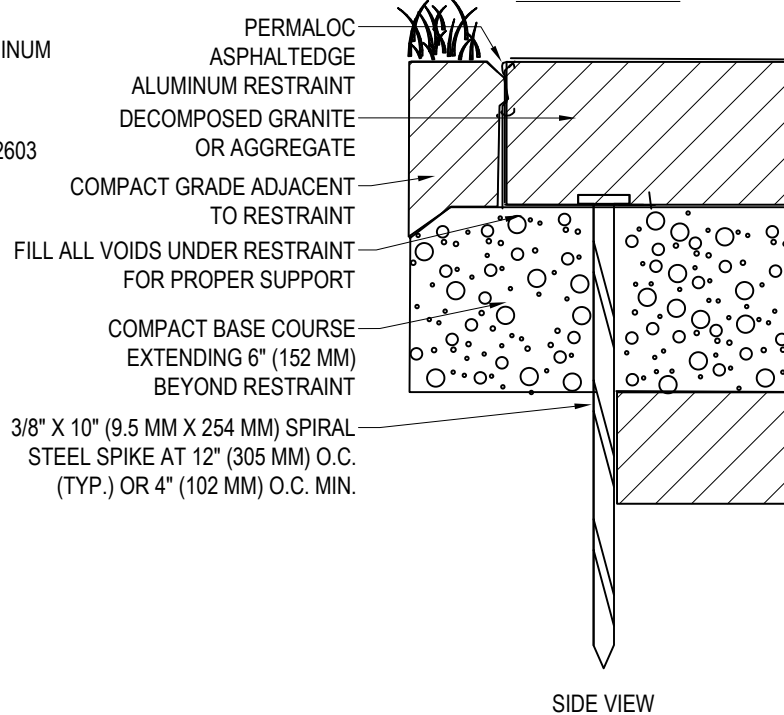
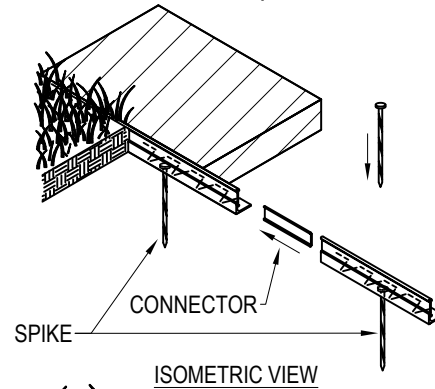


SELECT DESIRED SIZE (IN 8' (2.44 M) LENGTHS WITH .21" (5.33 MM) THICK EXPOSED TOP LIP):

- 1" X 2.25" (25 MM X 57 MM)
- 1.5" X 2.25" (38 MM X 57 MM)
- 2" X 2.25" (51 MM X 57 MM)
- 2.5" X 2.25" (64 MM X 57 MM)
- 3" X 3" (76 MM X 76 MM)
- 4" X 3" (102 MM X 76 MM)

SELECT DESIRED FINISH:

- MF - MILL FINISH-NATURAL ALUMINUM
- BL - BLACK DURAFLEX - ELECTROSTATICALLY APPLIED BAKED ON PAINT, MEETS AAMA 2603

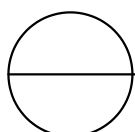


NOTES:

1. 8'-0" (2.44 M) SECTIONS CONNECTED WITH 4" (102 MM) SLIDING CONNECTOR.
2. CORNERS: NOTCH BASE ONLY AND FORM A CONTINUOUS CORNER.
3. PERMALOC ASPHALTEDGE AS MANUFACTURED BY PERMALOC CORPORATION.

NOTES:

1. INSTALLATION TO BE COMPLETED IN ACCORDANCE WITH MANUFACTURER'S SPECIFICATIONS.
2. DO NOT SCALE DRAWING.
3. THIS DRAWING IS INTENDED FOR USE BY ARCHITECTS, ENGINEERS, CONTRACTORS, CONSULTANTS AND DESIGN PROFESSIONALS FOR PLANNING PURPOSES ONLY. THIS DRAWING MAY NOT BE USED FOR CONSTRUCTION.
4. ALL INFORMATION CONTAINED HEREIN WAS CURRENT AT THE TIME OF DEVELOPMENT BUT MUST BE REVIEWED AND APPROVED BY THE PRODUCT MANUFACTURER TO BE CONSIDERED ACCURATE.
5. CONTRACTOR'S NOTE: FOR PRODUCT AND COMPANY INFORMATION VISIT www.CADdetails.com/info AND ENTER REFERENCE NUMBER 006-060



ASPHALTEDGE ALUMINUM ASPHALT RESTRAINT

RESTRAINING DECOMPOSED GRANITE OR AGGREGATE OVER COMPACT BASE
DRIVEWAY/WALKWAY/RUNNING TRACK CAD FILES AE-6