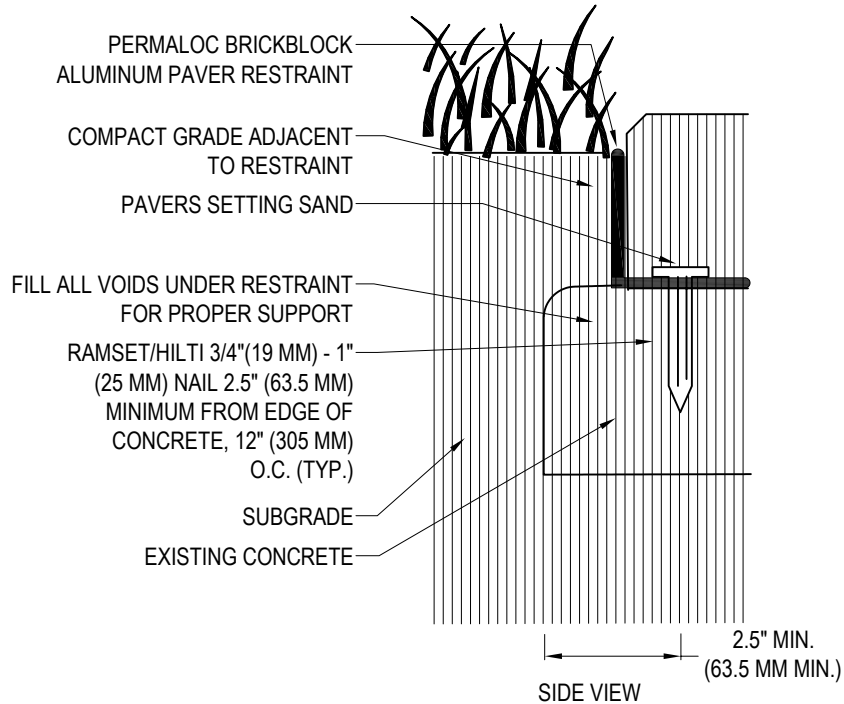
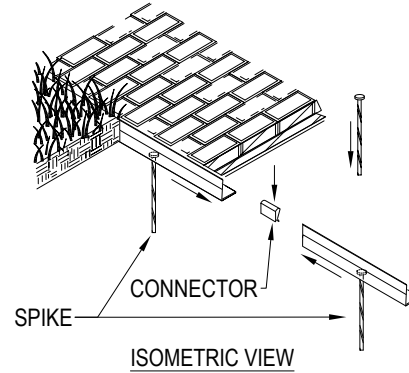


SELECT DESIRED SIZE (IN 8' (2.44 M) LENGTHS):

- .065" X 1 3/4" (1.65 MM X 44.5 MM) WITH 0.07" (1.78 MM) TOP LIP
- .075" X 1 3/4" (1.9 MM X 44.5 MM) WITH 0.08" (2.03 MM) TOP LIP
- .075" X 2 3/4" (1.9 MM X 69.9 MM) WITH 0.08" (2.03 MM) TOP LIP

SELECT DESIRED FINISH:

- MF - MILL FINISH-NATURAL ALUMINUM
- BL - BLACK DURAFLEX-ELECTROSTATICALLY APPLIED BAKED ON PAINT, MEETS AAMA 2603

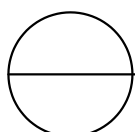


**NOTES:**

1. CONNECTION BETWEEN SECTIONS TO UTILIZE MANUFACTURERS' QUICK CLIP CONNECTOR SYSTEM.
2. CORNERS: NOTCH BASE ONLY AND FORM A CONTINUOUS CORNER.
3. PERMALOC BRICKBLOCK AS MANUFACTURED BY PERMALOC CORPORATION.

**NOTES:**

1. INSTALLATION TO BE COMPLETED IN ACCORDANCE WITH MANUFACTURER'S SPECIFICATIONS.
2. DO NOT SCALE DRAWING.
3. THIS DRAWING IS INTENDED FOR USE BY ARCHITECTS, ENGINEERS, CONTRACTORS, CONSULTANTS AND DESIGN PROFESSIONALS FOR PLANNING PURPOSES ONLY. THIS DRAWING MAY NOT BE USED FOR CONSTRUCTION.
4. ALL INFORMATION CONTAINED HEREIN WAS CURRENT AT THE TIME OF DEVELOPMENT BUT MUST BE REVIEWED AND APPROVED BY THE PRODUCT MANUFACTURER TO BE CONSIDERED ACCURATE.
5. CONTRACTOR'S NOTE: FOR PRODUCT AND COMPANY INFORMATION VISIT [www.CADdetails.com/info](http://www.CADdetails.com/info) AND ENTER REFERENCE NUMBER 006-054



**BRICKBLOCK ALUMINUM BRICK AND PAVER RESTRAINT**

PAVER - RESTRAINING PAVER AND SETTING COURSE OVER CONCRETE BASE CAD FILES BB-4