



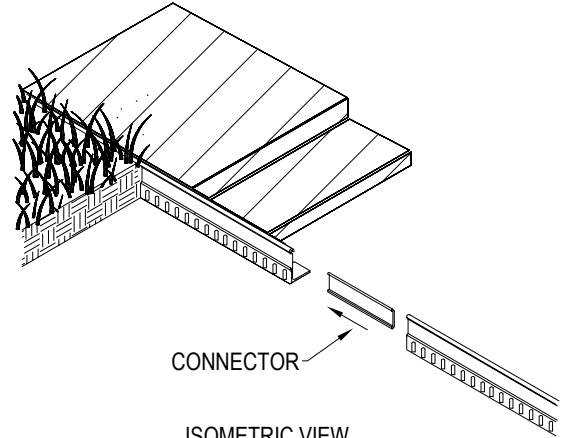
PERMALOC CORPORATION
13505 BARRY ST
HOLLAND, MI 49424
TOLL FREE: 1-800-356-9660
PHONE: (616) 399-9600
FAX: (616) 399-9770
www.permaloc.com

- ☒ SELECT DESIRED SIZE (IN 8' (2.44 M) LENGTHS WITH .25" (6.35 MM) THICK EXPOSED TOP LIP):

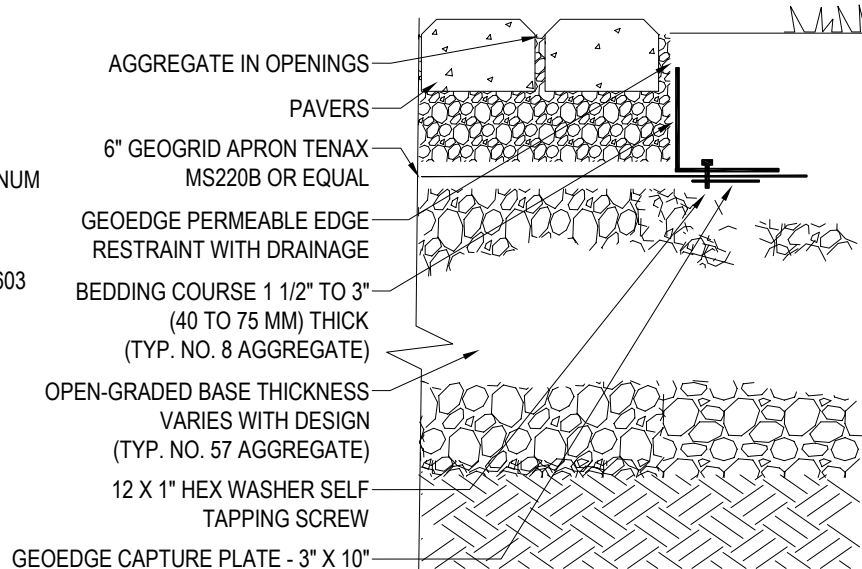
- ☐ 3" X 3.25" (76 MM X 83 MM)
- ☐ 3.5" X 4.5" (89 MM X 114 MM)
- ☐ 4.5" X 3.25" (114 MM X 83 MM)
- ☐ 4.5" X 4.5" (114 MM X 114 MM)
- ☐ 5.5" X 3.25" (140 MM X 83 MM)
- ☐ 5.5" X 6.5" (140 MM X 165 MM)
- ☐ 6.5" X 3.25" (165 MM X 83 MM)
- ☐ 6.5" X 5.5" (165 MM X 140 MM)
- ☐ 7.5" X 8.5" (191 MM X 216 MM)
- ☐ 8.5" X 3.25" (216 MM X 83 MM)
- ☐ 8.5" X 7.5" (216 MM X 191 MM)

- ☒ SELECT DESIRED FINISH:

- ☐ MF - MILL FINISH-NATURAL ALUMINUM
- ☐ BL - BLACK DURAFLEX - ELECTROSTATICALLY APPLIED BAKED ON PAINT, MEETS AAMA 2603



ISOMETRIC VIEW



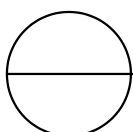
SIDE VIEW

NOTES:

1. 8'-0" (2.44 M) SECTIONS CONNECTED WITH 2 - 2.75" (70 MM) SLIDING CONNECTOR.
2. CORNERS: REMOVE BASE TABS AND FORM A CONTINUOUS CORNER.
3. PERMALOC GEOEDGE AS MANUFACTURED BY PERMALOC CORPORATION.

NOTES:

1. INSTALLATION TO BE COMPLETED IN ACCORDANCE WITH MANUFACTURER'S SPECIFICATIONS.
2. DO NOT SCALE DRAWING.
3. THIS DRAWING IS INTENDED FOR USE BY ARCHITECTS, ENGINEERS, CONTRACTORS, CONSULTANTS AND DESIGN PROFESSIONALS FOR PLANNING PURPOSES ONLY. THIS DRAWING MAY NOT BE USED FOR CONSTRUCTION.
4. ALL INFORMATION CONTAINED HEREIN WAS CURRENT AT THE TIME OF DEVELOPMENT BUT MUST BE REVIEWED AND APPROVED BY THE PRODUCT MANUFACTURER TO BE CONSIDERED ACCURATE.
5. CONTRACTOR'S NOTE: FOR PRODUCT AND COMPANY INFORMATION VISIT www.CADdetails.com/info AND ENTER REFERENCE NUMBER 006-070



GEOEDGE ALUMINUM GREEN BUILD EDGING

EDGING FOR PERMEABLE PAVERS CAD FILES GE-4