



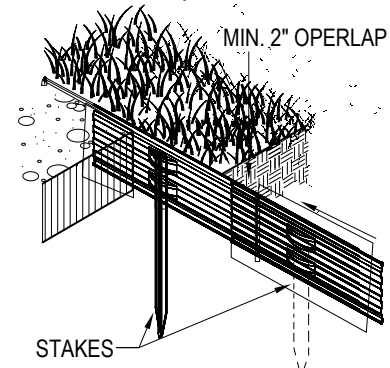
PERMALOC CORPORATION  
13505 BARRY ST  
HOLLAND, MI 49424  
TOLL FREE: 1-800-356-9660  
PHONE: (616) 399-9600  
FAX: (616) 399-9770  
www.permaloc.com

☒ SELECT DESIRED SIZE:

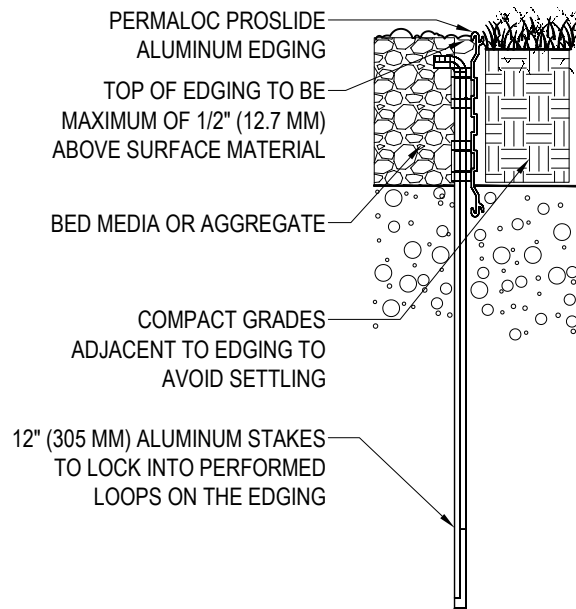
- ☐ 1/8" X 4" (3.2 MM X 102 MM), 0.055" (1.4 MM) THICK  
WITH 0.26" (6.6 MM) EXPOSED TOP LIP
- ☐ 3/16" X 4" (4.8 MM X 102 MM), 0.099" (2.51 MM) THICK  
WITH 0.298" (7.57 MM) EXPOSED TOP LIP
- ☐ 1/8" X 5 1/2" (3.2 MM X 140 MM), 0.055" (1.4 MM)  
THICK WITH 0.26" (6.6 MM) EXPOSED TOP LIP
- ☐ 3/16" X 5 1/2" (4.8 MM X 140 MM), 0.099" (2.51 MM)  
THICK WITH 0.298" (7.57 MM) EXPOSED TOP LIP

☒ SELECT DESIRED FINISH:

- ☐ MF - MILL FINISH-NATURAL ALUMINUM
- ☐ BL - BLACK DURAFLEX-MEETS AAMA 2603
- ☐ GR - GREEN DURAFLEX-MEETS AAMA 2603
- ☐ BR - BRONZE DURAFLEX-MEETS AAMA 2603
- ☐ BLANCO - ANODIZED-CLASS II, AA-M10C21A33



ISOMETRIC VIEW



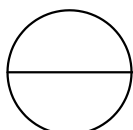
SIDE VIEW

NOTES:

- 1 8'-0" (2.44 M) SECTIONS TO INCLUDE (3) 12" (305 MM) ALUMINUM STAKES.
- 2 16'-0" (4.88 M) SECTIONS TO INCLUDE (5) 12" (305 MM) ALUMINUM STAKES.
- 3 CORNERS - CUT BASE OF EDGING UP HALFWAY AND FORM A CONTINUOUS CORNER.
- 4 PERMALOC PROSLIDE AS MANUFACTURED BY PERMALOC CORPORATION.

NOTES:

1. INSTALLATION TO BE COMPLETED IN ACCORDANCE WITH MANUFACTURER'S SPECIFICATIONS.
2. DO NOT SCALE DRAWING.
3. THIS DRAWING IS INTENDED FOR USE BY ARCHITECTS, ENGINEERS, CONTRACTORS, CONSULTANTS AND DESIGN PROFESSIONALS FOR PLANNING PURPOSES ONLY. THIS DRAWING MAY NOT BE USED FOR CONSTRUCTION.
4. ALL INFORMATION CONTAINED HEREIN WAS CURRENT AT THE TIME OF DEVELOPMENT BUT MUST BE REVIEWED AND APPROVED BY THE PRODUCT MANUFACTURER TO BE CONSIDERED ACCURATE.
5. CONTRACTOR'S NOTE: FOR PRODUCT AND COMPANY INFORMATION VISIT [www.CADdetails.com/info](http://www.CADdetails.com/info) AND ENTER REFERENCE NUMBER 006-039



## PROSLIDE COMMERCIAL GRADE SLIDING LANDSCAPE EDGING

PLANTING BED EDGING - STONE AND TURF CAD FILES PSL-1