



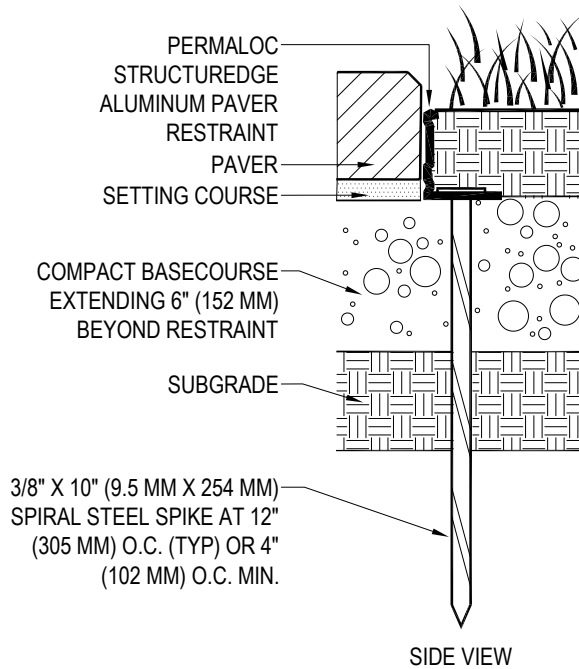
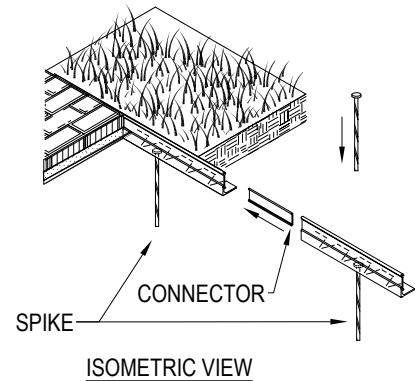
PERMALOC CORPORATION
13505 BARRY ST
HOLLAND, MI 49424
TOLL FREE: 1-800-356-9660
PHONE: (616) 399-9600
FAX: (616) 399-9770
www.permaloc.com

☒ SELECT DESIRED SIZE (IN 8' (2.44 M) LENGTHS) AND FINISH:

- ☐ 1/8" X 1 1/8" (3.2 MM X 28 MM) WITH 0.19" (4.83 MM) TOP LIP
- ☐ 3/32" X 1 5/8" (2.4 MM X 41 MM) WITH 0.17" (4.32 MM) TOP LIP
- ☐ 1/8" X 1 5/8" (3.2 MM X 41 MM) WITH 0.19" (4.83 MM) TOP LIP
- ☐ 3/16" X 1 5/8" (4.8 MM X 41 MM) WITH 0.21" (5.33 MM) TOP LIP
- ☐ 1/8" X 2 1/4" (3.2 MM X 57 MM) WITH 0.19" (4.83 MM) TOP LIP
- ☐ 3/16" X 2 1/4" (4.8 MM X 57 MM) WITH 0.21" (5.33 MM) TOP LIP

☒ SELECT DESIRED FINISH:

- ☐ MF - MILL FINISH-NATURAL ALUMINUM
- ☐ BL - BLACK DURAFLEX-ELECTROSTATICALLY APPLIED BAKED ON PAINT, MEETS AAMA 2603

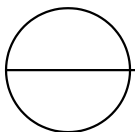


NOTES:

1. CONNECTION BETWEEN SECTIONS TO UTILIZE MANUFACTURERS' SLIDING CONNECTOR SYSTEM.
2. CORNERS: NOTCH BASE ONLY AND FORM A CONTINUOUS CORNER.
3. PERMALOC STRUCTUREDGE AS MANUFACTURED BY PERMALOC CORPORATION.

NOTES:

1. INSTALLATION TO BE COMPLETED IN ACCORDANCE WITH MANUFACTURER'S SPECIFICATIONS.
2. DO NOT SCALE DRAWING.
3. THIS DRAWING IS INTENDED FOR USE BY ARCHITECTS, ENGINEERS, CONTRACTORS, CONSULTANTS AND DESIGN PROFESSIONALS FOR PLANNING PURPOSES ONLY. THIS DRAWING MAY NOT BE USED FOR CONSTRUCTION.
4. ALL INFORMATION CONTAINED HEREIN WAS CURRENT AT THE TIME OF DEVELOPMENT BUT MUST BE REVIEWED AND APPROVED BY THE PRODUCT MANUFACTURER TO BE CONSIDERED ACCURATE.
5. CONTRACTOR'S NOTE: FOR PRODUCT AND COMPANY INFORMATION VISIT www.CADdetails.com/info AND ENTER REFERENCE NUMBER 006-047



STRUCTUREDGE ALUMINUM BRICK AND PAVER RESTRAINT

PAVER - RESTRAINING PAVER AND SETTING COURSE ON COMPACT BASE COURSE RESTRAINT AWAY FROM PAVER
(TYPICAL) CAD FILES SE-1