



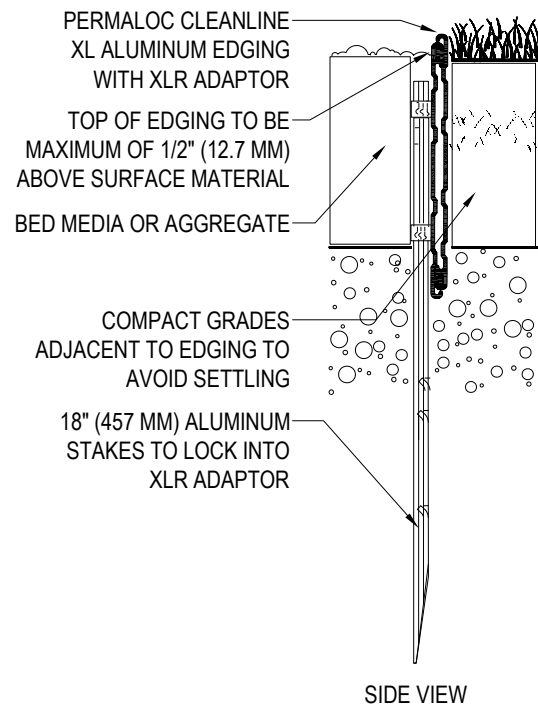
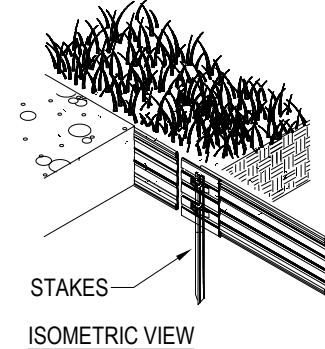
PERMALOC CORPORATION
13505 BARRY ST
HOLLAND, MI 49424
TOLL FREE: 1-800-356-9660
PHONE: (616) 399-9600
FAX: (616) 399-9770
www.permaloc.com

☒ SELECT DESIRED SIZE:

- ☐ 3/16" X 5" (3.2 MM X 127 MM), 0.116" (2.95 MM)
THICK WITH 0.25" (6.35 MM) EXPOSED TOP LIP
- ☐ 3/16" X 6" (3.2 MM X 152.4 MM), 0.116" (2.95 MM)
THICK WITH 0.25" (6.35 MM) EXPOSED TOP LIP
- ☐ 3/16" X 8" (3.2 MM X 203 MM), 0.116" (2.95 MM)
THICK WITH 0.25" (6.35 MM) EXPOSED TOP LIP
- ☐ 3/16" X 12" (3.2 MM X 305 MM), 0.116" (2.95 MM)
THICK WITH 0.25" (6.35 MM) EXPOSED TOP LIP

☒ SELECT DESIRED FINISH:

- ☐ MF - MILL FINISH-NATURAL ALUMINUM
- ☐ BL - BLACK DURAFLEX-MEETS AAMA 2603
- ☐ GR - GREEN DURAFLEX-MEETS AAMA 2603
- ☐ BR - BRONZE DURAFLEX-MEETS AAMA 2603

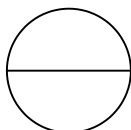


NOTES:

1. 8'-0" (2.44 M) SECTIONS TO INCLUDE (3) 18" (457 MM) ALUMINUM STAKES AND (3) XLR ADAPTORS.
2. 16'-0" (4.88 M) SECTIONS TO INCLUDE (5) 18" (457 MM) ALUMINUM STAKES AND (3) XLR ADAPTORS.
3. CORNERS - CUT BASE EDGING UP HALFWAY AND FORM A CONTINUOUS CORNER.
4. PERMALOC CLEANLINE XL AS MANUFACTURED BY PERMALOC CORPORATION.

NOTES:

1. INSTALLATION TO BE COMPLETED IN ACCORDANCE WITH MANUFACTURER'S SPECIFICATIONS.
2. DO NOT SCALE DRAWING.
3. THIS DRAWING IS INTENDED FOR USE BY ARCHITECTS, ENGINEERS, CONTRACTORS, CONSULTANTS AND DESIGN PROFESSIONALS FOR PLANNING PURPOSES ONLY. THIS DRAWING MAY NOT BE USED FOR CONSTRUCTION.
4. ALL INFORMATION CONTAINED HEREIN WAS CURRENT AT THE TIME OF DEVELOPMENT BUT MUST BE REVIEWED AND APPROVED BY THE PRODUCT MANUFACTURER TO BE CONSIDERED ACCURATE.
5. CONTRACTOR'S NOTE: FOR PRODUCT AND COMPANY INFORMATION VISIT www.CADdetails.com/info AND ENTER REFERENCE NUMBER 006-035



CLEAN LINE XL COMMERCIAL GRADE LANDSCAPE EDGING

PLANTING BED EDGING - STONE AND TURF