



PERMALOC
ASPHALTEGE
ALUMINUM ASPHALT RESTRAINT

PERMALOC CORPORATION, 13505 BARRY STREET HOLLAND, MI, 49424
(800) 356-9660 PHONE: (616) 399-9600 fax: (616) 399-9770 WWW.PERMALOC.COM

ARCHITECT NOTE: CHECK OFF APPLICABLE SIZE & FINISH DESIRED:

SIZE: ALL 8' (2.44 M) LENGTHS w/ 0.210" (5.33 MM) THICK EXPOSED TOP LIP

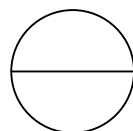
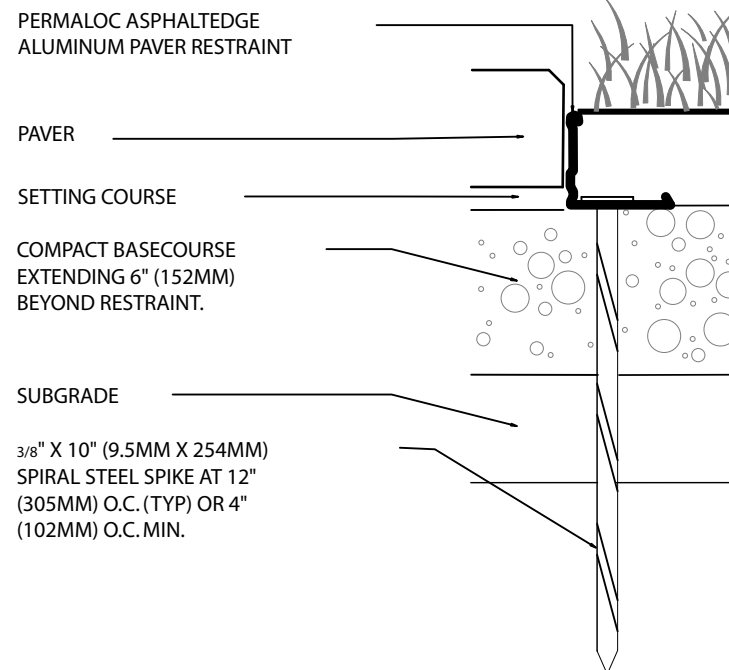
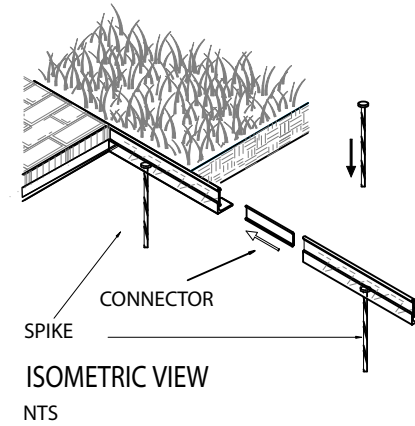
<input type="checkbox"/>	1"	X 2.25"	(25 MM	X 57 MM)	<input type="checkbox"/>	MF	<input type="checkbox"/>	BL
<input type="checkbox"/>	1.5"	X 2.25"	(38 MM	X 57 MM)	<input type="checkbox"/>	MF	<input type="checkbox"/>	BL
<input type="checkbox"/>	2"	X 2.25"	(51 MM	X 57 MM)	<input type="checkbox"/>	MF	<input type="checkbox"/>	BL
<input type="checkbox"/>	2.5"	X 2.25"	(64 MM	X 57 MM)	<input type="checkbox"/>	MF	<input type="checkbox"/>	BL
<input type="checkbox"/>	3"	X 3"	(76 MM	X 76 MM)	<input type="checkbox"/>	MF	<input type="checkbox"/>	BL
<input type="checkbox"/>	4"	X 3"	(102 MM	X 76 MM)	<input type="checkbox"/>	MF	<input type="checkbox"/>	BL

FINISH LEGEND:

(MF) MILL FINISH-NATURAL ALUMINUM MEETS
(BL) BLACK DURAFLEX-ELECTROSTATICALLY APPLIED
BAKED ON PAINT, MEETS AAMA 2603

NOTES:

1. INSTALL PER MANUFACTURER'S "INSTALLATION GUIDELINES"
2. CONNECTION BETWEEN SECTIONS TO UTILIZE MANUFACTURERS' SLIDING CONNECTOR SYSTEM.
3. CORNERS: NOTCH BASE ONLY AND FORM A CONTINUOUS CORNER.
4. PERMALOC ASPHALTEGE AS MANUFACTURED BY PERMALOC CORPORATION, HOLLAND MI. (800) 356-9660, (616) 399-9600
5. CONTRACTOR'S NOTE: FOR PRODUCT AND PURCHASING INFORMATION VISIT: WWW.PERMALOC.COM



PAVER EDGE DETAIL-TYPICAL INSTALLATION

SCALE: 3"=1'-0"