

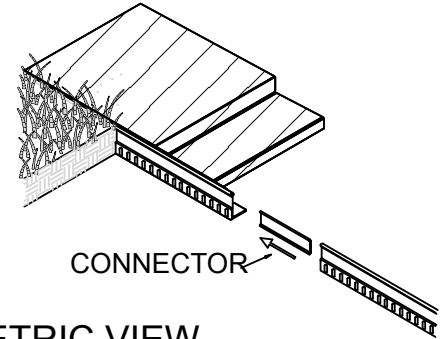
# geoeedge™

PERMALOC CORPORATION, 13505 BARRY STREET HOLLAND, MI 49424  
 (800) 356-9660 PHONE: (616) 399-9600 FAX: (616) 399-9770 WWW.PERMALOC.COM

ARCHITECT NOTE: CHECK OFF APPLICABLE SIZE & FINISH DESIRED

SIZE: ALL 8' (2.44M) LENGTHS w/ 0.250" (6.35MM)  
 THICK EXPOSED TOP LIP

- |   |                             |                             |
|---|-----------------------------|-----------------------------|
| <input type="checkbox"/> 3" x 3.25" (76MM x 83MM)     | <input type="checkbox"/> MF | <input type="checkbox"/> BL |
| <input type="checkbox"/> 3.5" x 4.5" (89MM x 114MM)   | <input type="checkbox"/> MF | <input type="checkbox"/> BL |
| <input type="checkbox"/> 4" x 3.25" (102MM x 83MM)    | <input type="checkbox"/> MF | <input type="checkbox"/> BL |
| <input type="checkbox"/> 4.25" x 3.25" (108MM x 83MM) | <input type="checkbox"/> MF | <input type="checkbox"/> BL |
| <input type="checkbox"/> 4.5" x 3.25" (114MM x 83MM)  | <input type="checkbox"/> MF | <input type="checkbox"/> BL |
| <input type="checkbox"/> 4.5" x 4.5" (114MM x 114MM)  | <input type="checkbox"/> MF | <input type="checkbox"/> BL |
| <input type="checkbox"/> 4.75" x 3.25" (121MM x 83MM) | <input type="checkbox"/> MF | <input type="checkbox"/> BL |
| <input type="checkbox"/> 5.5" x 6.5" (140MM x 165MM)  | <input type="checkbox"/> MF | <input type="checkbox"/> BL |
| <input type="checkbox"/> 6.5" x 3.25" (165MM x 83MM)  | <input type="checkbox"/> MF | <input type="checkbox"/> BL |
| <input type="checkbox"/> 6.5" x 5.5" (165MM x 140MM)  | <input type="checkbox"/> MF | <input type="checkbox"/> BL |
| <input type="checkbox"/> 7.5" x 8.5" (191MM x 216MM)  | <input type="checkbox"/> MF | <input type="checkbox"/> BL |
| <input type="checkbox"/> 8.5" x 3.25" (216MM x 83MM)  | <input type="checkbox"/> MF | <input type="checkbox"/> BL |
| <input type="checkbox"/> 8.5" x 7.5" (216MM x 191MM)  | <input type="checkbox"/> MF | <input type="checkbox"/> BL |



ISOMETRIC VIEW  
 NTS

## FINISH LEGEND:

(MF) MILL FINISH-NATURAL ALUMINUM  
 (BL) BLACK DURAFLEX-ELECTROSTATICALLY  
 APPLIED BAKED ON PAINT, MEETS AAMA 2603

## NOTES:

- INSTALLATION PER MANUFACTURER'S RECOMMENDED "INSTALLATION GUIDELINES" IN ACCORDANCE WITH DESIGNER'S INSTRUCTIONS.\*
- 8'-0" (2.44M) SECTIONS CONNECTED WITH 2 - 2.75" (70MM) SLIDING CONNECTORS.
- CORNERS: REMOVE BASE TABS AND FORM A CONTINUOUS CORNER.
- PERMALOC GEOEDGE AS MANUFACTURED BY PERMALOC CORPORATION, HOLLAND MI.  
 (800) 356-9660  
 (616) 399-9600
- CONTRACTOR'S NOTE:  
 FOR PRODUCT AND  
 PURCHASING INFORMATION  
 VISIT: WWW.PERMALOC.COM

PERMALOC GEOEDGE  
 ALUMINUM RESTRAINT

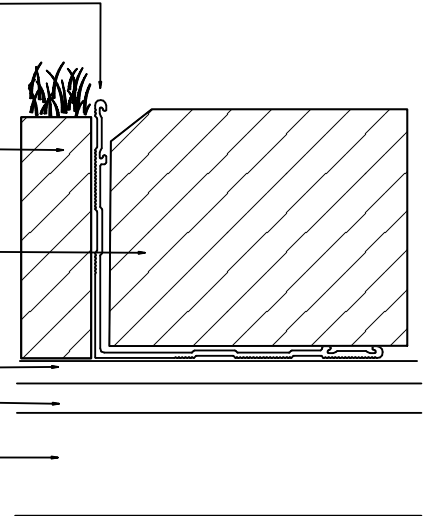
GROWING MEDIA ADJACENT  
 TO RESTRAINT

PAVER

SLIP SHEET (OPTIONAL)

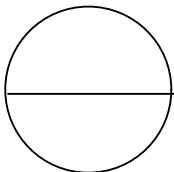
WATERPROOF LAYER

CONCRETE ROOF  
 (NEW OR EXISTING)



\*DESIGNER MAINTAINS ULTIMATE  
 RESPONSIBILITY FOR VALIDITY AND  
 SAFETY OF THE INSTALLATION.

**ALTERNATE INSTALLATION:** GEOEDGE BASE MAY BE  
 INSTALLED UNDER THE GROWING MEDIA



## EDGING FOR GREENROOF WITH PAVERS

SCALE: 3"=1'-0"