

PROSLIDE™

ALUMINUM LANDSCAPE EDGING

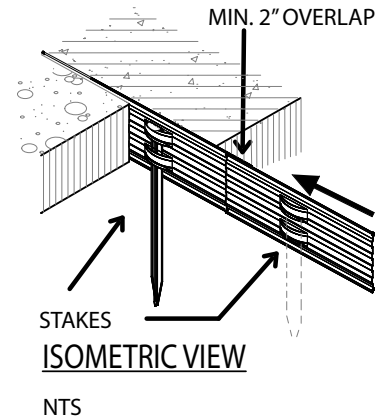
PERMALOC CORPORATION, 13505 BARRY STREET HOLLAND, MI, 49424
 (800) 356-9660 PHONE: (616) 399-9600 fax: (616) 399-9770 WWW.PERMALOC.COM



ARCHITECT NOTE: CHECK OFF APPLICABLE SIZE & FINISH DESIRED

SIZE:

- | | | |
|--|-----------------------|---|
| <input type="checkbox"/> 1/8" X 4" (3.2MM X 102MM),
w/ 0.26" (6.6MM) EXPOSED TOP LIP | 0.055" (1.40MM) THICK | <input type="checkbox"/> MF <input type="checkbox"/> BL <input type="checkbox"/> GR <input type="checkbox"/> BR <input type="checkbox"/> BL ANO |
| <input type="checkbox"/> 3/16" X 4" (4.8MM X 102MM),
w/ 0.298" (7.57MM) EXPOSED TOP LIP | 0.099" (2.51MM) THICK | <input type="checkbox"/> MF <input type="checkbox"/> BL <input type="checkbox"/> GR <input type="checkbox"/> BR <input type="checkbox"/> BL ANO |
| <input type="checkbox"/> 1/8" X 5 1/2" (3.2MM X 140MM),
w/ 0.26" (6.6MM) EXPOSED TOP LIP | 0.055" (1.40MM) THICK | <input type="checkbox"/> MF <input type="checkbox"/> BL <input type="checkbox"/> GR <input type="checkbox"/> BR <input type="checkbox"/> BL ANO |
| <input type="checkbox"/> 3/16" X 5 1/2" (4.8MM X 140MM),
w/ 0.298" (7.57MM) EXPOSED TOP LIP | 0.099" (2.51MM) THICK | <input type="checkbox"/> MF <input type="checkbox"/> BL <input type="checkbox"/> GR <input type="checkbox"/> BR <input type="checkbox"/> BL ANO |

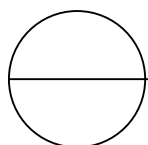
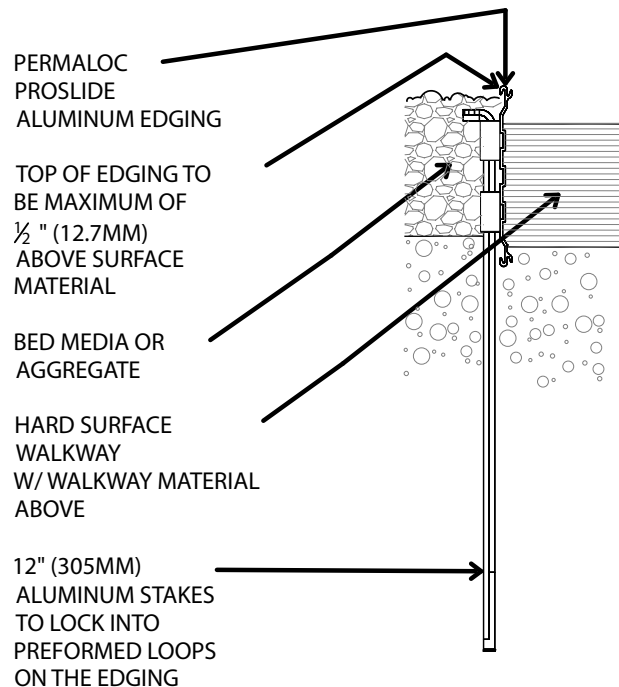


FINISH LEGEND:

- (MF) MILL FINISH-NATURAL ALUMINUM
- (BL) BLACK DURAFLEX-MEETS AAMA 2603
- (GR) GREEN DURAFLEX-MEETS AAMA 2603
- (BR) BRONZE DURAFLEX-MEETS AAMA 2603
- (BLANO) BLACK ANODIZED - CLASS II, AA-M10C21A33

NOTES:

1. INSTALL PER MANUFACTURER'S "INSTALLATION GUIDELINES"
2. 8'-0" (2.44 M) SECTIONS TO INCLUDE (3) 12" (305 MM) ALUMINUM STAKES.
3. 16'-0" (4.88 M) SECTIONS TO INCLUDE (5) 12" (305 MM) ALUMINUM STAKES.
4. CORNERS - CUT BASE OF EDGING UP HALFWAY AND FORM A CONTINUOUS CORNER.
5. PERMALOC PROSLIDE AS MANUFACTURED BY PERMALOC CORPORATION, HOLLAND MI.
(800) 356-9660,
(616) 399-9600
6. CONTRACTOR'S NOTE: FOR PRODUCT AND PURCHASING INFORMATION VISIT:WWW.PERMALOC.COM



RAISED PLANTING BED ALONG WALKWAY

SCALE: 3"=1'-0"