

<sup>TM</sup>  
**PERMALOC**  
**CLEANLINE XL**  
 ALUMINUM LANDSCAPE EDGING

PERMALOC CORPORATION, 13505 BARRY STREET HOLLAND, MI, 49424  
 (800) 356-9660 PHONE: (616) 399-9600 fax: (616) 399-9770 WWW.PERMALOC.COM

ARCHITECT NOTE: CHECK OFF APPLICABLE SIZE & FINISH DESIRED

**SIZE:**

- |   |                       |   |
|---|-----------------------|---|
| <input type="checkbox"/> 3/16" X 5" (3.2MM X 127MM),<br>w/ 0.25" (6.35MM) EXPOSED TOP LIP   | 0.116" (2.95MM) THICK | <input type="checkbox"/> MF <input type="checkbox"/> BL <input type="checkbox"/> GR <input type="checkbox"/> BR |
| <input type="checkbox"/> 3/16" X 6" (3.2MM X 152.4MM),<br>w/ 0.25" (6.35MM) EXPOSED TOP LIP | 0.116" (2.95MM) THICK | <input type="checkbox"/> MF <input type="checkbox"/> BL <input type="checkbox"/> GR <input type="checkbox"/> BR |
| <input type="checkbox"/> 3/16" X 8" (3.2MM X 203MM),<br>w/ 0.25" (6.35MM) EXPOSED TOP LIP   | 0.116" (2.95MM) THICK | <input type="checkbox"/> MF <input type="checkbox"/> BL <input type="checkbox"/> GR <input type="checkbox"/> BR |
| <input type="checkbox"/> 3/16" X 12" (3.2MM X 305MM),<br>w/ 0.25" (6.35MM) EXPOSED TOP LIP  | 0.116" (2.95MM) THICK | <input type="checkbox"/> MF <input type="checkbox"/> BL <input type="checkbox"/> GR <input type="checkbox"/> BR |

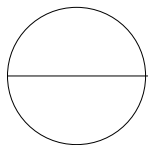
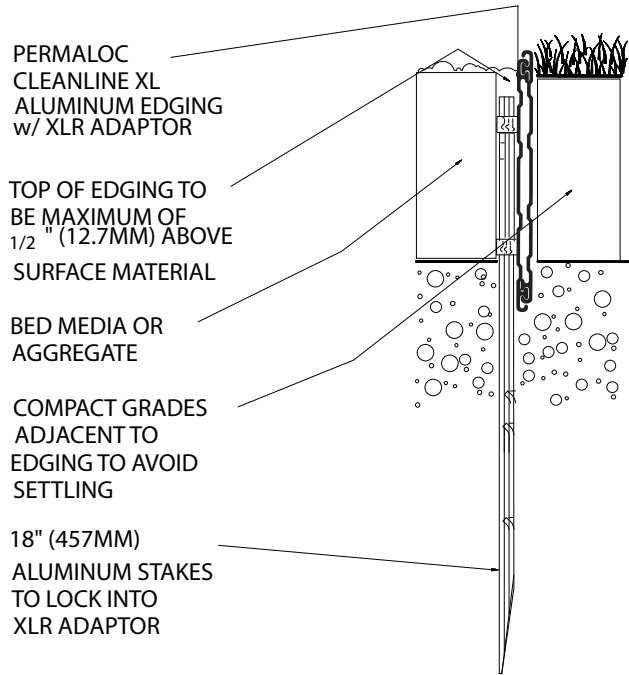
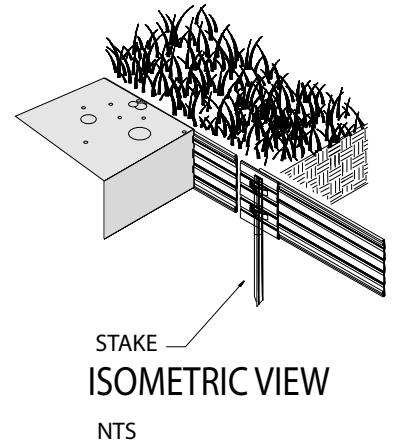
\*\*PRE-MANUFACTURED CORNERS AVAILABLE UPON REQUEST\*\*

**FINISH LEGEND:**

- (MF) MILL FINISH-NATURAL ALUMINUM
- (BL) BLACK DURAFLEX-MEETS AAMA 2603
- (GR) GREEN DURAFLEX-MEETS AAMA 2603
- (BR) BRONZE DURAFLEX-MEETS AAMA 2603

**NOTES:**

1. INSTALL PER MANUFACTURER'S "INSTALLATION GUIDELINES"
2. 8'-0" (2.44 M) SECTIONS TO INCLUDE (3) 18" (457 MM) ALUMINUM STAKES AND (3) XLR ADAPTORS
3. 16'-0" (4.88 M) SECTIONS TO INCLUDE (5) 18" (457 MM) ALUMINUM STAKES AND (3) XLR ADAPTORS
4. CORNERS - CUT BASE EDGING UP HALFWAY AND FORM A CONTINUOUS CORNER.
5. PERMALOC CLEANLINE XL AS MANUFACTURED BY PERMALOC CORPORATION, HOLLAND MI. (800) 356-9660, (616) 399-9600
6. CONTRACTOR'S NOTE: FOR PRODUCT AND PURCHASING INFORMATION VISIT:WWW.PERMALOC.COM



**ALUMINUM LANDSCAPE BED EDGING**

SCALE: 2"=1'-0"